

CRITICAL LIMB ISCHEMIA



Critical limb ischemia (CLI) refers to severe compromise of blood flow to a limb (hands or legs) which causes severe limb pain at rest or even loss of limb. It is the most advanced form of peripheral artery disease.

CLI numbers:

- ✓ **Prevalent in 2% patient over 70 years of age.**
- ✓ **Within 1 year of diagnosis, 40-50% patients have an amputation and 25% die.**

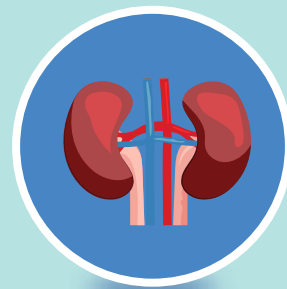
How CLI leads to amputation?

Amputation occurs when there is marked ischemia of the limb owing to reduction of blood flow and increase demand in the limb.

Factors that reduce blood supply



Diabetes mellitus



Severe Renal or Heart failure



Vasospastic diseases



Smoking

Factors that increase demand for blood flow



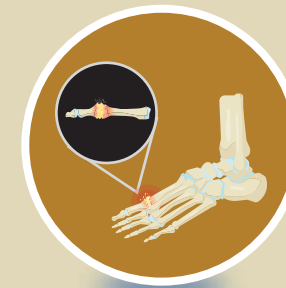
Infection (cellulitis)



Skin breakdown



Trauma



Osteomyelitis

Diagnostics for CLI

Advantages

- ✓ Noninvasive
- ✓ Can Visualize & Quantitate severity

- ✓ Gold Standard
- ✓ High Resolution
- ✓ Can guide intervention

- ✓ Noninvasive
- ✓ No radiation
- ✓ No contrast
- ✓ 3 D

- ✓ Noninvasive
- ✓ Higher Resolution than MRA
- ✓ 3 D

Duplex Ultrasound

Digital – Subtraction Angiography

Magnetic Resonance Angiography (MRA)

Computed Tomographic Angiography (CTA)

Disadvantages

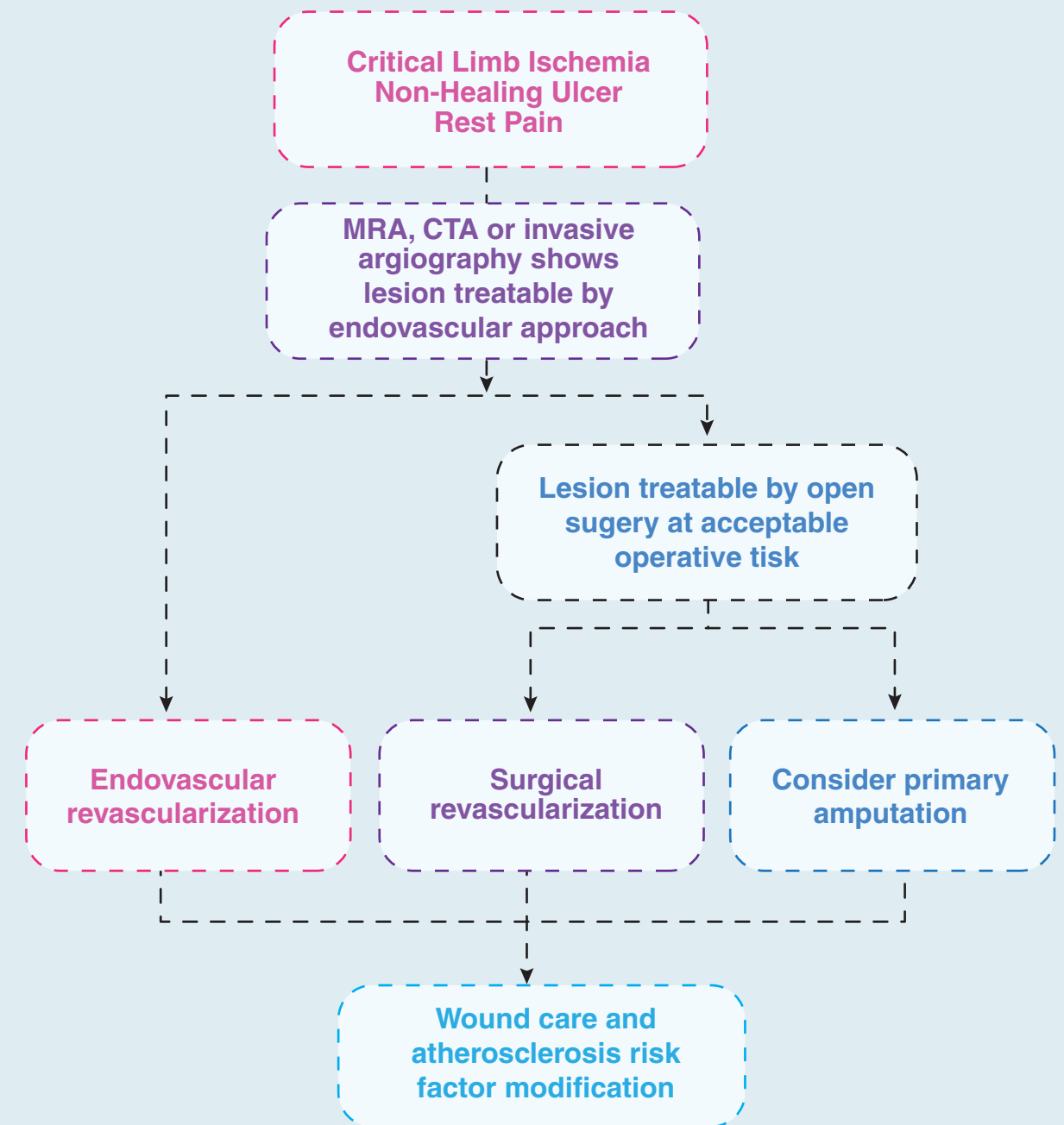
- ✓ Operator dependent
- ✓ Limited by dense calcification

- ✓ Invasive
- ✓ Radiation
- ✓ Contrast
- ✓ 2 Dimensional

- ✓ Lower Resolution than CTA
- ✓ Claustrophobia
- ✓ Contrast Image artifact if stent present

- ✓ Radiation (25% of dose with DSA)
- ✓ Contrast
- ✓ Limited by calcification

Management plan for critical limb ischemia



Contact Us

Address



Aster Prime Hospital, Plot 2 Mytri Vihar,
Ameerpet, Near Ameerpet Metro Station,
Hyderabad 500016

Call

- ☎ OPD appointments: 040 4959 4959 / +91 95424 75650
- ☎ Cardiac ICU (Emergencies): 040 4456 9955
- ☎ Cath Lab (Cath lab listing of cases): 040 4456 9959
- ☎ Hospital phone: +91 40 4456 9999

Email

✉ raghu@drraghu.com